

LOCULI

LOCULI

LOCULI

PARTE DEL CIMITERO ESISTENTE " B "

INGRESSO




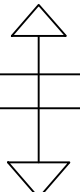
1	7
2	8
3	9
4	10
5	11
6	12

25
26
27

28
29
30

13	19
14	20
15	21
16	22
17	23
18	24

5



PARTE DEL CIMITERO ESISTENTE " A "